

## **100% of Deaths Following COVID-19 Shots are From Only 5% of the batches**

By Brian Shilhavy, Editor, Health Impact News, 3 November 2021

### **Analysis: 100% of Deaths Following COVID-19 Shots are From Only 5% of the Manufacturer Lots According to VAERS**

---

The EXPOSÉ out of the UK [published an analysis yesterday](#) that they conducted in VAERS (*Vaccine Adverse Event Reporting System*) looking at batch numbers of COVID-19 FDA authorized vaccines, which discovered the shocking result that 100% of the deaths reported following these shots came from only 5% of the batches, and we are talking about several thousand batches.

They used a batch number analysis from the influenza vaccines for a “control dataset” to determine what is typical of percentage of adverse reactions spread across all batches.

Not only was this analysis shocking in finding that total deaths were concentrated in only 5% of the batches manufactured, they also found that the data showed that this 5% of total batches produced were also the more widely distributed batches to all 50 states.

This raises many ethical and potentially criminal questions. Are we just dealing with quality control issues here, or something more evil by these pharmaceutical companies, most of which have [long rap sheets of criminal activities in their past](#), particularly Pfizer?

We do know, for example, that certain documents that Pfizer supplied to the European Medicines Agency (EMA) for their COVID-19 shots showed that in some of the test batches they only had 55% of the mRNA intact. ([Source.](#))

The EMA allegedly approved the shots anyway because “the amounts of a potential protein produced by the truncated mRNA would be too low to constitute a safety risk.” ([Source.](#))

That should equate to fewer, not more, adverse reactions like deaths recorded in VAERS.

This would mean that the greater percentage of batches produced, but also the fewest distributed and with the fewest amounts of adverse reactions, are the faulty ones not produced properly, while the 5% of the ones causing the most harm and distributed the most are doing exactly what they were manufactured to do.

We are publishing the analysis by The Exposé as well as a follow-up commentary by Dr. Mike Yeadon, the former Vice President of Pfizer.

## EXCLUSIVE – 100% of Covid-19 Vaccine Deaths were caused by just 5% of the batches produced according to official Government data

by [The Exposé](#)

An investigation of data found in the USA’s Vaccine Adverse Event Reporting System (VAERS) has revealed that extremely high numbers of adverse reactions and deaths have been reported against specific lot numbers of the Covid-19 vaccines several times, meaning deadly batches of the experimental injections have now been identified.

But what’s perhaps more concerning is that the “deadly” lots were distributed widely across the United States whilst other “benign” lots were sent to just a few locations.

The data used in the investigation was pulled from the publicly accessible VAERS database which can be viewed [here](#). The **Vaccine Adverse Event Reporting System (VAERS)** is a United States programme for vaccine safety, co-managed by the U.S. Centers for Disease Control and Prevention (CDC) and the Food and Drug Administration (FDA).

The programme collects information via reports made by doctors, nurses, and patients about adverse events (possible harmful side effects) that occur after administration of vaccines to ascertain whether the risk–benefit ratio is high enough to justify continued use of any particular vaccine.

The reports pulled from the database were ones that had been submitted up to October 15th 2021 and they included all adverse reactions reported against the Pfizer and Moderna mRNA Covid-19 injections, as well as all adverse reactions reported against the influenza vaccines; which were used to generate a control dataset.

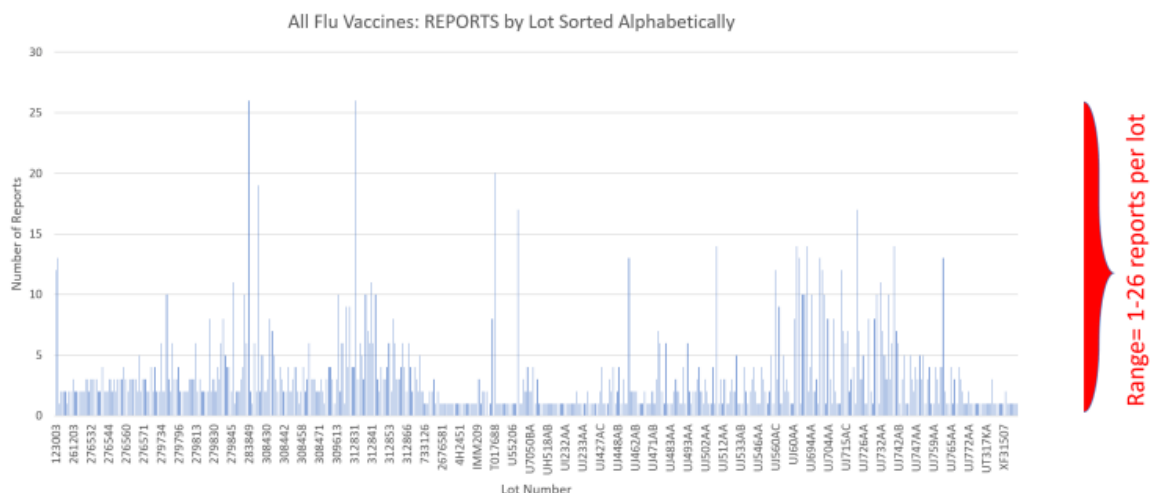
## Control Dataset – Flu Vaccine Adverse Event Reports for All Manufacturers, summary statistics

	AE REPORTS	DEATHS	HOSPITAL
Total	1,608	15	73
Average/lot	3	0	0
st dev	3	0	0
Median/lot	2	-	-
min/lot	-	-	-
max/lot	26	2	3
Total Count of Lot Numbers		494	

The VAERS database showed a total of 1,608 adverse event reports against the flu vaccines alongside 15 deaths and 73 hospitalisations. The total count of lot numbers returned was 494.

The 'lot number' is a specific string of numbers and letters that tracks a specific batch of vaccine from production and into a persons arm and it is usually found on a vaccine label or accompanying packaging.

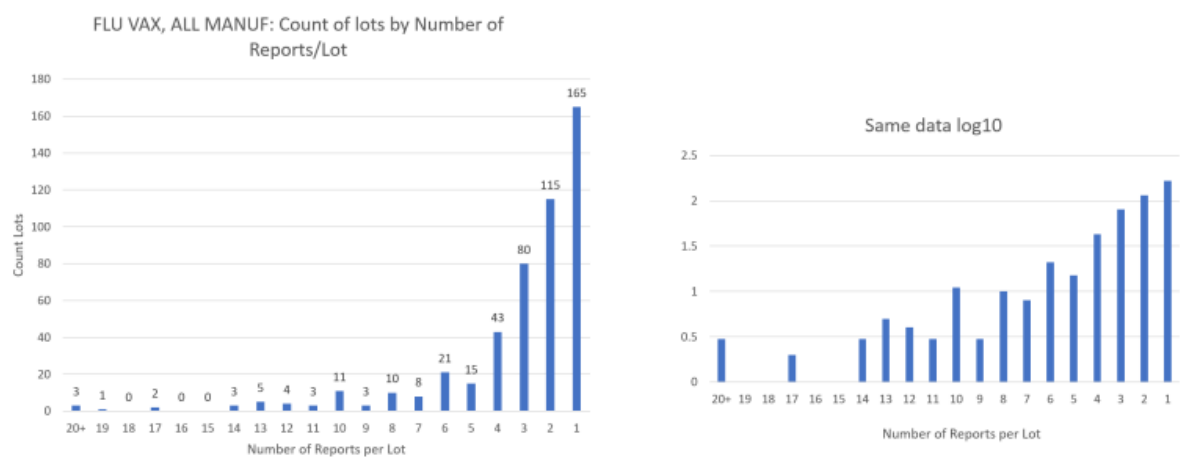
## Control Dataset – Variation of Adverse Event Reports by lot for all flu vaccines



The above chart shows the number of adverse event report made to VAERS against the influenza vaccines sorted by the lot number of vaccine that was administered prior to the adverse event.

Except for a few spikes the number of adverse events per lot number was generally the same, with no more than 26 reports being made against a single lot number of influenza vaccine.

# Control Dataset – Flu Vaccine Adverse Event Reports by Lot



The above charts shows the count of lots by number of reports of adverse reactions per lot for the influenza vaccines. It shows that 33% of the lots (165 / 494) only had a single adverse reaction report made against them, whilst just 0.6% of the lots (3 / 494) had at least 20 adverse reaction reports made against them.

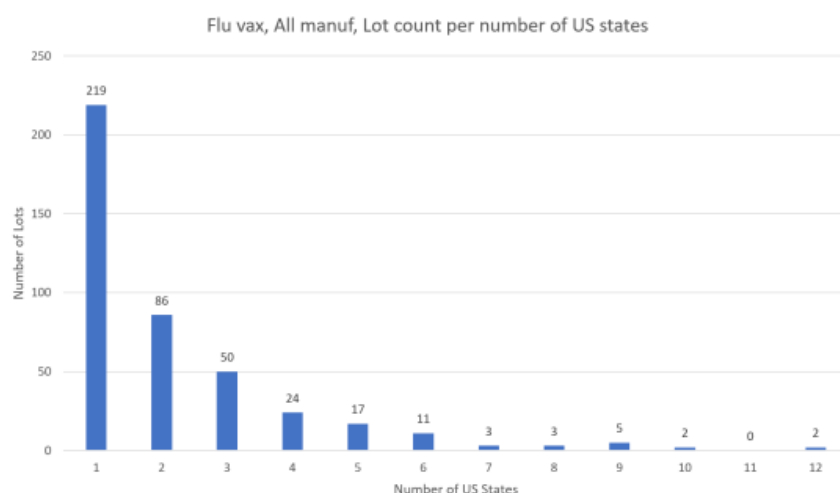
**The Orange County Health Care Agency has recalled the use of a Moderna COVID-19 vaccine lot following reports of allergic reactions.**

**The Moderna vaccine lot 041L20A is currently under investigation by the Centers for Disease Control and Prevention, U.S Food and Drug Administration and the manufacturer.**

Source.

The above chart shows how many times a specific lot number was identified in an adverse reaction report of which the person had died following vaccination against the Flu. Ninety-seven-percent of the lots (480 / 494) were associated with zero deaths, whilst 13 lots were associated with a single death and 1 lot was associated with 2 deaths.

## Control Dataset, Flu Vaccines – No lots sent to greater than 12 states



The above chart shows the number of states within the USA a specific lot number of the influenza vaccine was distributed to.

The VAERS data shows that 44% of the lots (219 / 494) were sent to just a single state within the USA, whilst a further 17% (86 / 494) were sent to 2 states, 10% (50 / 494) were sent to 3 states, 5% (24 / 494) were sent to 4 states, 3% (17 / 494) were sent to 5 states, 2% (11 / 494) were sent to 6 states, and just 0.4 (2 / 494) were sent to 12 states within the USA.

All of the above data was then used as a control dataset to compare against VAERS data for the Pfizer and Moderna mRNA Covid-19 vaccines.

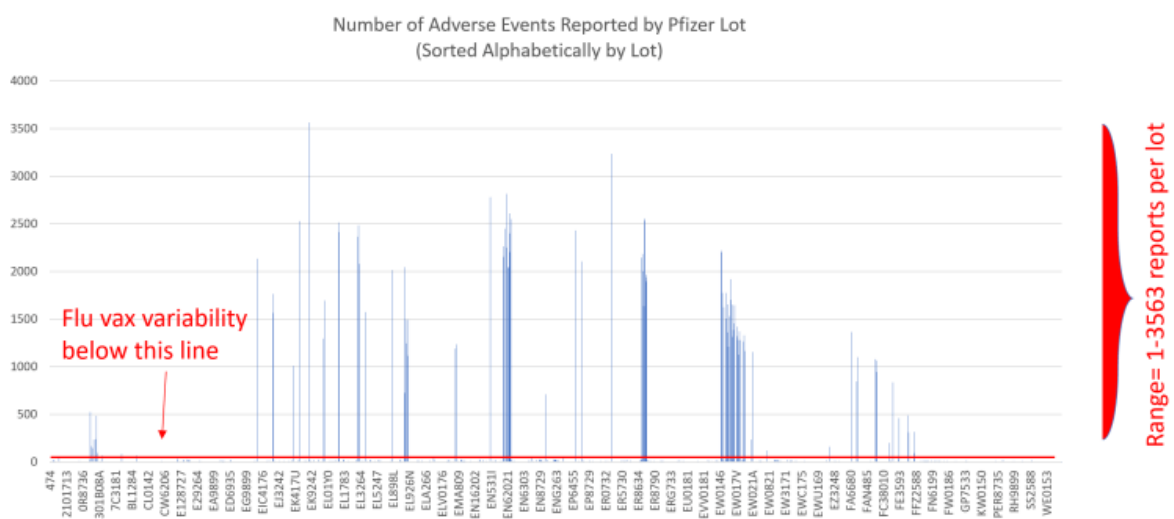
## Covid Vaccines: Pfizer Dataset – Summary Statistics

	AE REPORTS	DEATHS	HOSPITALIZED
Total	171,463	2,828	14,262
Average/lot	38	1	3
st dev	257	6	24
median/lot	1	-	-
min/lot	1	-	-
max/lot	3,563	113	413
Total Count of Lots	4522		

The VAERS database showed a total of 171,463 adverse event reports against the Pfizer Covid-19 vaccine alongside 2,828 deaths and 14,262 hospitalisations. The total count of lot numbers returned was 4,522.

This data alone shows that there have been 106 times as many adverse reactions, 189 times as many deaths, and 195 times as many hospitalisations due to the Pfizer Covid-19 jab than there have been due to all other influenza vaccines combined.

## Pfizer Dataset – Unusually High Variation of AE Reports by Lot Number



The above chart shows the number of adverse event reports made to VAERS against the Pfizer Covid-19 vaccine sorted by the lot number of vaccine that was administered prior to the adverse event. We do not have reliable information about standard lot size, but news articles indicate an average lot size of 1000 vials (approx. 6000 doses).

The highest number of adverse event reports made to VAERS against a single lot number of the influenza vaccine was 26. Which makes it all the more shocking to discover that the highest number of adverse event reports made to VAERS against a single lot number of the Pfizer Covid-19 vaccine up to October 15th 2021 was 3,563, and this isn't an anomaly.

Thousands of adverse event reports have been made against a single lot number of the Pfizer Covid-19 vaccine numerous times, and unfortunately the Moderna Covid-19 vaccine hasn't fared any better.

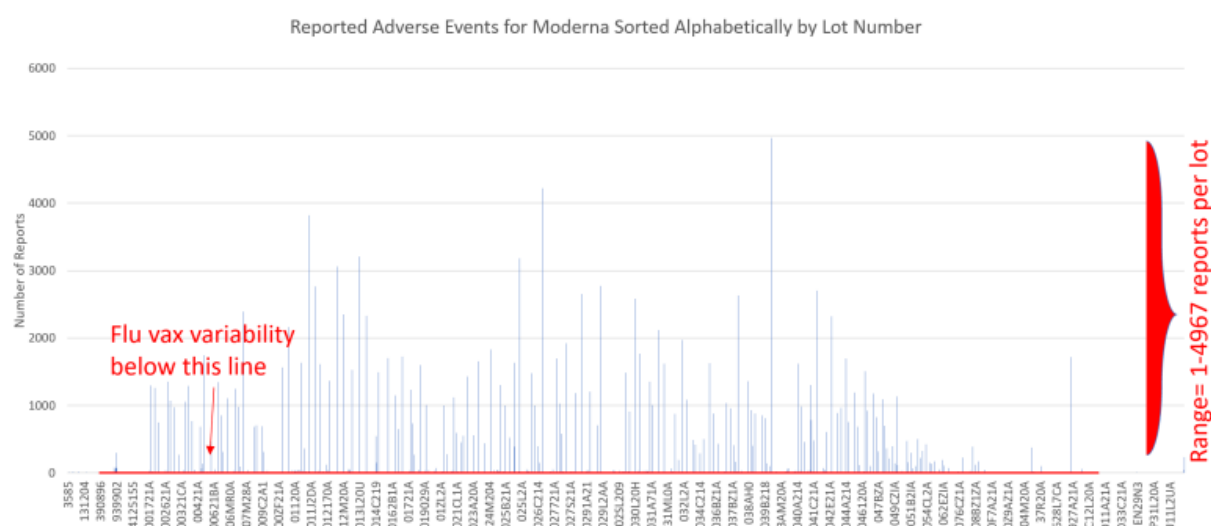
# Covid Vaccines: Moderna Dataset Summary Statistics

	AE REPORTS	DEATHS	HOSPITALIZED
Total	188,998	2,603	10,225
Average	34	0	2
st dev	231	4	13
median	1	-	-
min/lot	1	-	-
max/lot	4,967	94	193
Total Count of Lots	5,510		

The VAERS database showed a total of 188,998 adverse event reports against the Moderna Covid-19 vaccine alongside 2,603 deaths and 10,225 hospitalisations. The total count of lot numbers returned was 5,510.

This data alone shows that there have been 118 times as many adverse reactions, 174 times as many deaths, and 140 times as many hospitalisations due to the Moderna Covid-19 jab than there have been due to all other influenza vaccines combined.

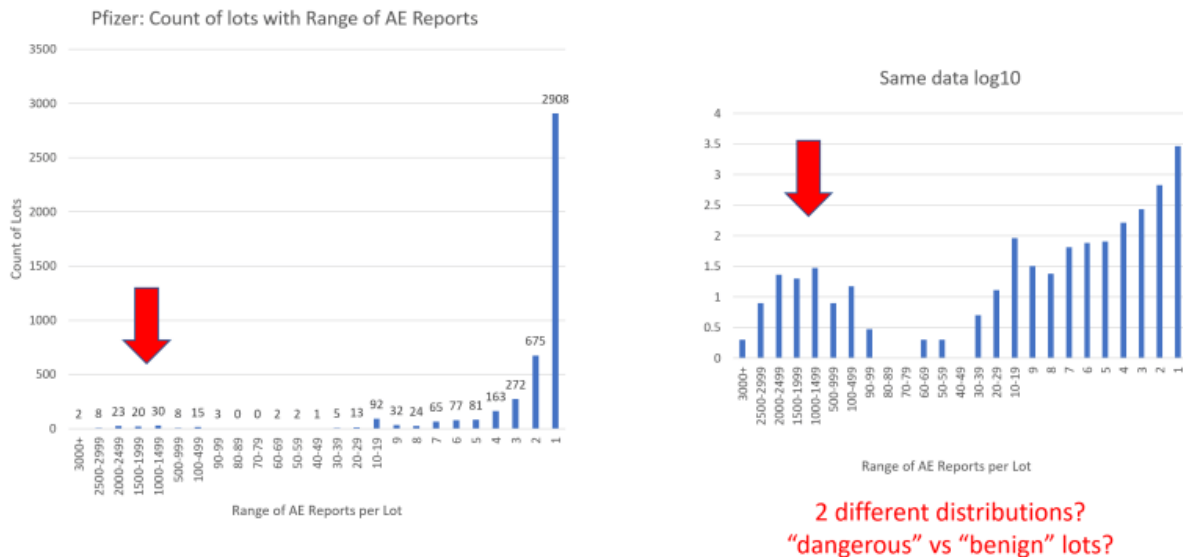
## Moderna Dataset – Unusually High Variation of Reports by Lot



The above chart shows the number of adverse event reports made to VAERS against the Moderna Covid-19 vaccine sorted by the lot number of vaccine that was administered prior to the adverse event, and it shows that the Moderna jab fared even worse than the Pfizer jab in

this department with the highest number of adverse event reports against a single lot number of Moderna Covid-19 vaccine totalling a staggering 4,967.

## Finding 1: Pfizer – Some lots associated with very high AE Reports per Lot



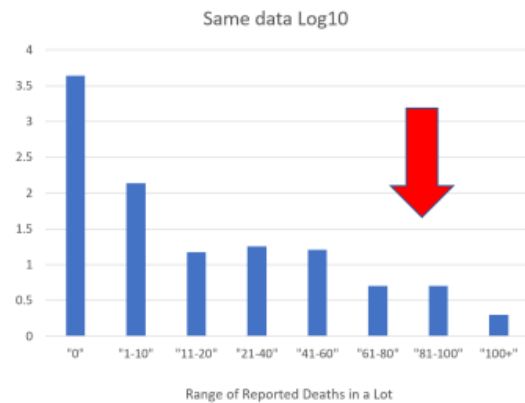
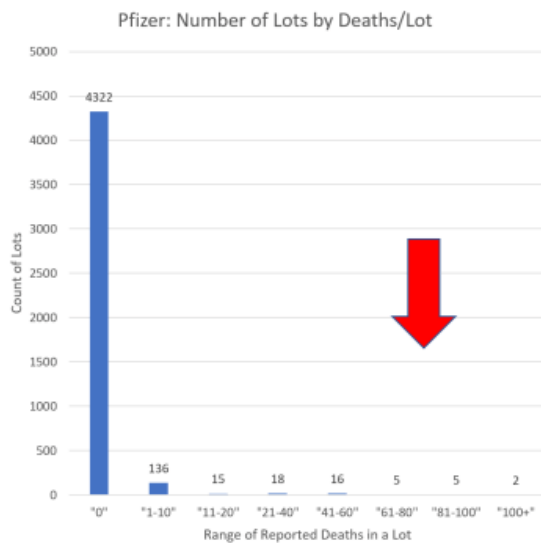
The above chart shows the count of lots against the range of adverse events reported per lot of Pfizer Covid-19 vaccine. The data reveals that 2,908 lots (64%) had just a single adverse event report made against them, whilst 2 specific lots had over 3000 adverse event reports made against them.

Shockingly we can also see from the data that 30 lots of Pfizer vaccine had between 1,000 and 1,499 adverse event reports per lot, another 20 lots had between 1,500 and 1,999 adverse event reports per lot, and another 23 lots had between 2,000 and 2,499 adverse event reports per lot.

This suggests that there were a small quantity of dangerous batches of the Pfizer Covid-19 vaccine and a large quantity of seemingly harmless (at least in the short term) batches of the Pfizer Covid-19 vaccine.



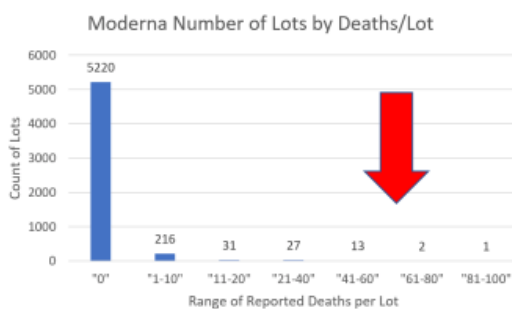
## Finding 1: Pfizer – Some lots associated with very high Deaths per lot



But the investigation of VAERS data also revealed that reported deaths due to the Pfizer vaccine were again only associated with certain batches of the jab. The chart above shows that 96% of the lots of Pfizer vaccine had zero death reports made against them. Meaning the 2,828 reported deaths were associated with just 4% of the lots of Pfizer vaccine.

Five lot numbers were associated with 61-80 deaths each, a further 5 lot numbers were associated with 81-100 deaths each, and just 2 separate lot numbers were associated with over 100 deaths each.

## Finding 1: Moderna – Some lots associated with very high Deaths per Lot



The same can be seen for the Moderna Covid-19 vaccine. Ninety-five-percent of the lots of Moderna vaccine had zero death reports made against them. Meaning the 2,603 deaths were associated with just 5% of the lots of Moderna vaccine.

Thirteen lot numbers were associated with 41-60 deaths each, 2 lot numbers were associated with 61-80 deaths each and 1 lot number was associated with 81-100 deaths.

The investigation of VAERS data also found that specific batches of the pfizer and Moderna Covid-19 vaccines which were distributed to between 13 and 50 states across the USA had an unusually high number of adverse event reports and deaths compared to lots that were distributed to 12 states or less across the USA.

## Finding 2: Pfizer Lots sent to 13-50 states Have Unusually High AE Reports and Deaths

Lots Sent to 13-50 states\*

	AE REPORTS	DEATHS	HOSPITAL	STATES
Total	166,170	2,799	14,155	
Average/lot	1,278	22	109	42
st dev	893	26	101	12
median	1,331	9	90	47
Min/lot	18	-	-	13
Max/lot	3,598	114	420	57
Total Count of Lots		130		

Lots Sent to <12 states\*\*

	AE REPORTS	DEATHS	HOSPITAL	STATES
Total	9,141	99	657	
Average/lot	2	0	0	2
st dev	3	0	1	2
median	1	-	-	1
min/lot	1	-	-	1
max/lot	118	2	20	12
Total Count of Lots		4,289		

\*Note max number of states =57 due to mistyped state names in VAERS

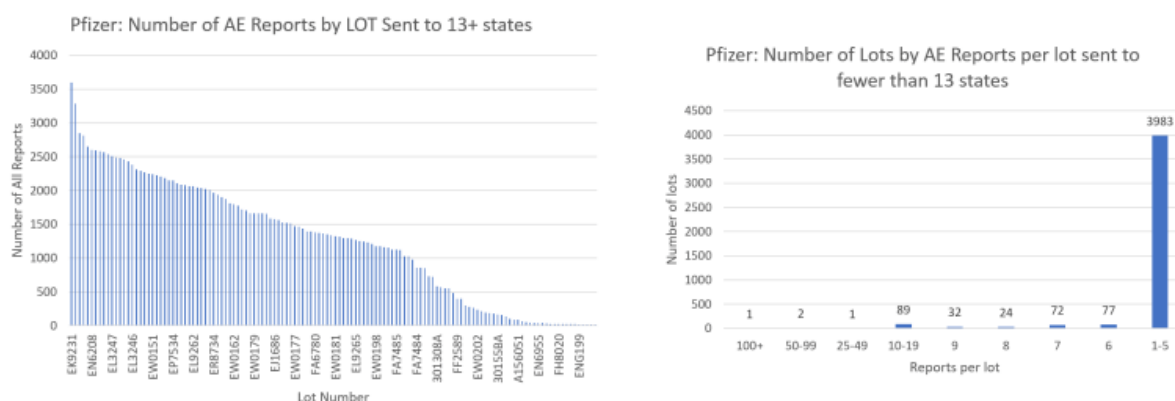
\*\*12 state cut off was chosen based on the highest #states/lot from flu vaccine dataset

As you can see from the above table 4,289 different lots of Pfizer vaccine were distributed to 12 states or less across the USA, recording 9,141 adverse event reports against them alongside 99 deaths and 657 hospitalisations. This equates to an average of 2 adverse event reports per lot and 0 deaths and hospitalisations.

However, a further 130 different lots of Pfizer vaccine were distributed to between 13-50 states across the USA, recording 166,170 adverse event reports, 2,799 deaths, and 14,155 hospitalisations. This equates to an average of 1,278 adverse event reports per lot number, alongside 22 deaths and 109 hospitalisations.

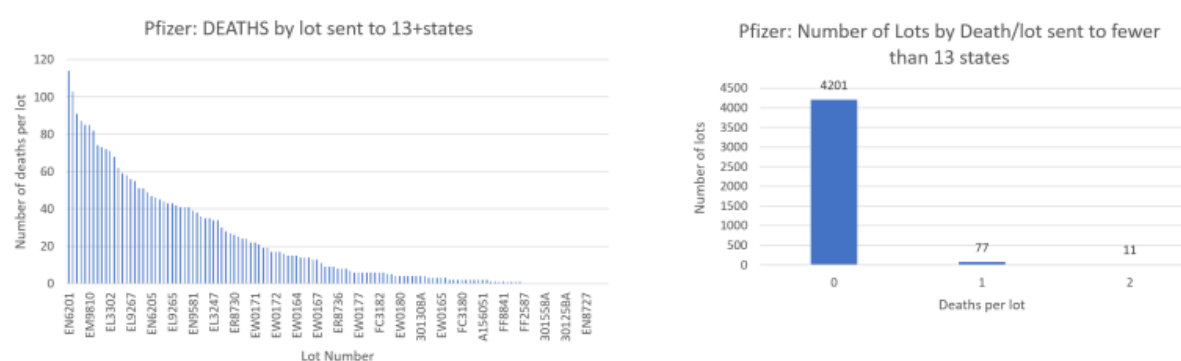
This data therefore shows that each lot from the 130 different lot numbers of Pfizer Covid-19 vaccine distributed to more than 13 states, harmed on average 639 times more people, hospitalised on average 109 times more people, and killed on average 22 times more people.

## Finding 2: Pfizer – Unusually High AE Reports from Lots that went to 13-50 states



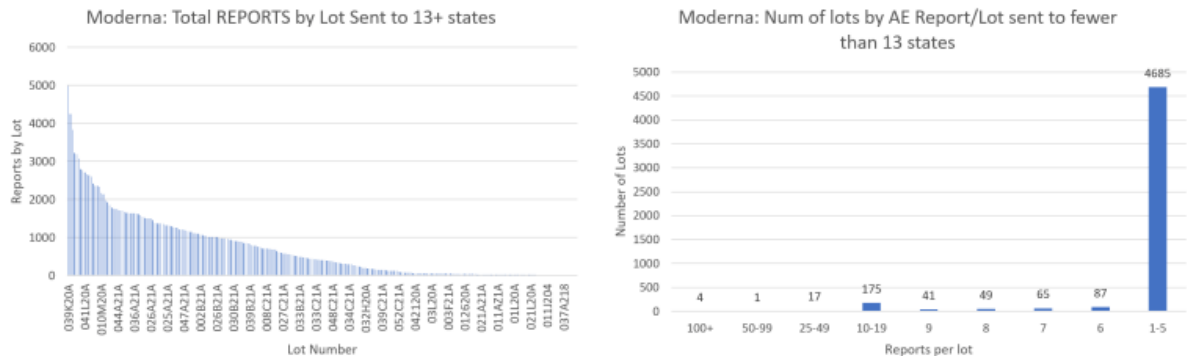
The above chart on the left shows the number of adverse event reports by lot number sent to 13 or more states across the USA. This chart has identified the actual lot numbers of Pfizer vaccine that have caused the most harm in the USA. The most harmful of which is lot number ‘EK9231’; causing over 3,500 adverse event reports.

## Finding 2: Pfizer – Unusually High Deaths from Lots sent to 13-50 States



The above chart on the left shows the number of deaths reported as adverse reactions to the Pfizer vaccine by lot number sent to 13+ states across the USA. This chart has identified the actual lot numbers of Pfizer vaccine that have caused the most deaths in the USA. The deadliest of which is lot number ‘EN6201’ causing almost 120 deaths.

## Finding 2: Moderna – Unusually High AE Reports from Lots sent to 13-50 States



The above chart on the left shows the number of adverse event reports against the Moderna vaccine by lot number sent to 13 or more states across the USA. This chart has identified the actual lot numbers of Moderna vaccine that have caused the most harm in the USA. The most harmful of which is lot number ‘039K20A’; causing over 4,000 adverse event reports.

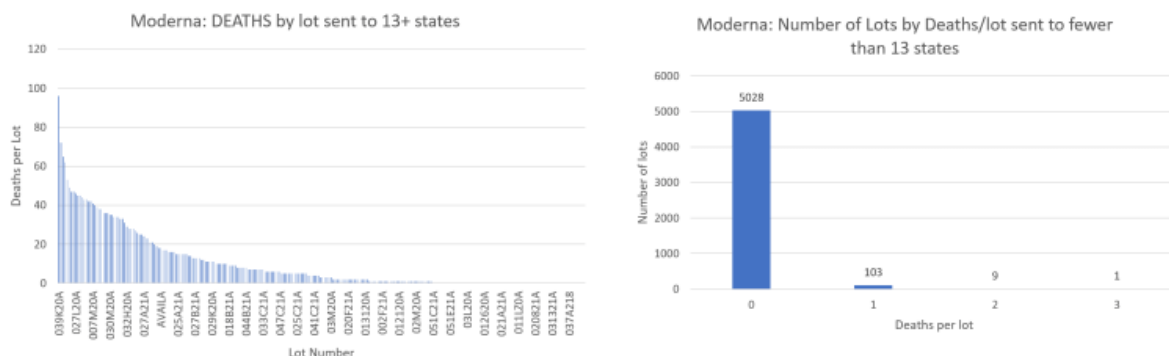
The second most harmful batch of Moderna vaccine was assigned lot number ‘041L20A’, and [media reports](#) show that it was actually recalled by the Orange County Healthcare Agency in January 2021 following reports of allergic reactions.

The Orange County Health Care Agency has recalled the use of a Moderna COVID-19 vaccine lot following reports of allergic reactions.

The Moderna vaccine lot 041L20A is currently under investigation by the Centers for Disease Control and Prevention, U.S Food and Drug Administration and the manufacturer.

[Source.](#)

## Finding 2: Moderna – Unusually High Deaths from Lots sent to 13-50 States



The above chart on the left shows the number of deaths reported as adverse reactions to the Moderna vaccine by lot number sent to 13+ states across the USA. This chart has identified the actual lot numbers of Moderna vaccine that have caused the most deaths in the USA. The deadliest of which is lot number '039K20A' causing almost 100 deaths.

### Conclusion

This investigation of VAERS data reveals several concerning findings which warrant further investigation, but it also leads to questions of why authorities within the USA which are supposed to monitor the safety of the Covid-19 vaccines have not discovered this themselves.

The data clearly shows that the Covid-19 vaccination campaign has been significantly more harmful and deadly than the influenza vaccination campaign. This fact alone begs the question as to how the FDA advisory committee could possibly vote Seventeen to Zero in favour of approving the Pfizer vaccine for use in children aged 5 to 11.

One voting member of the Food and Drug Administration (FDA) advisory committee admitted that it will not be fully known whether Pfizer's vaccine is safe for 5 to 11-year-old children, until it begins being administered.

Dr Eric Rubin of Harvard University said – "We're never going to learn how safe the vaccine is unless we start giving it, and that's just the way it goes".

But the investigation of VAERS has also identified the specific batches of Pfizer and Moderna vaccine that have caused the most harm across the USA, which leads to other extremely serious questions requiring urgent answers.

Why is it that certain batches of the vaccine have proven to be more harmful than others?

Why is it that certain batches of Covid-19 vaccine have proven to be deadlier than others?

Why is it that the most harmful and deadly Covid-19 vaccines were distributed across the entire USA, whilst the least harmful and deadly were only ever distributed to a few states? Was this done on purpose?

Could this just be a quality control issue?

A [Pfizer whistleblower from a Kansas manufacturing facility did after all reveal](#) that “People are being made to sign off on things that normally they wouldn’t, and then they wonder why their own employees won’t take it”.

Read the full article at [The Exposé](#)



**Dr Mike Yeadon – “The findings that 100% of Covid-19 Vaccine Deaths have been caused by just 5% of the batches produced are unprecedented”**

by [The Exposé](#)

*On October 31st we revealed how an investigation of data found in the USA’s Vaccine Adverse Event Reporting System (VAERS) has revealed that extremely high numbers of adverse reactions and deaths have been reported against specific lot numbers of the Covid-19 vaccines several times, meaning deadly batches of the experimental injections have now been identified.*

*The investigation uncovered several shocking findings, including that 100% of deaths reported to VAERS as adverse reactions to the Covid-19 injections were caused by just 5% of the batches produced.*

*Dr Mike Yeadon, former Vice-President of Pfizer, has detailed his thoughts on the conclusions of the investigation of VAERS data below.*

by **Dr. Mike Yeadon**

This information about different safety profiles of different “lots” (batches of finished product of covid19 vaccines) is completely without precedent.

I’m thinking about it and I don’t yet have clear in my mind what the envelope of plausible / possible explanations are.

But the bottom line is that the majority of lots were associated with good short term safety, few hospitalisations & deaths, which is true for both the Pfizer & Moderna injections.

But in both cases, a small number of vaccine lots are associated with incredibly high rates of adverse events including deaths.

How can this possibly happen? Drug manufacturing is performed to exacting standards of control. The ‘active’ agent is made in batches. It cannot be guessed how many doses each batch makes, because no one has ever made commercial scale mRNA products before.

But each batch of what’s called “drug substance” is then used to formulate, fill, pack & label various lots of finished drug product.

Testing methods are developed for all of the manufacturing steps, together with standards for the results to be considered acceptable.

Something happened between drug substance & drug product which resulted in a small number of finished lots for distribution which were destined to kill huge numbers of people.

Possible explanations (not exhaustive):

1. Errors made in the final steps of manufacturing which resulted in certain batches bring reasonably benign & others extraordinarily deadly. I just cannot imagine the kind of mistakes which could produce such radically different clinical profiles. For example, poor handling during shipping & storage prior to administration to people. Problem I have with this is that such handling errors (eg allowing temperature to rise way above limits defined in stability testing) usually result in drug product which doesn’t work properly, as it’s degraded, not in drug product that’s incredibly dangerous.

2. At some point in manufacturing, someone or some entity actively modified what was being filled into vials, and it was this which resulted in extreme skew of clinical safety profile.

There has been so much truly awful behaviour of “elites” that I’m simply not willing (as I would have historically) to dismiss the possibility that this has been done on purpose.

What I do know, and this is a test of whether there’s the slightest sign of integrity from these companies as well as the regulatory agencies, is that all use of the affected produce must immediately cease, all batches of drug substance & lots of drug product should cease.

The materials should be recalled to a place of stable storage & an intense analytical investigation initiated.

Unless factors are found which adequately explain the huge differences in clinical adverse event profiles, administration to humans must not restart.

If the manufacturers do not exhibit sufficient control of drug product, the authorisation they hold from various regulatory authorities are utterly voided.

Just when you thought this debacle couldn’t possibly get any worse, it gets much worse.

Expect to hear more about this.

Meanwhile, who in their right mind would roll up their sleeve?

Read the full article at [The Exposé](#).